

Pricebook version 3

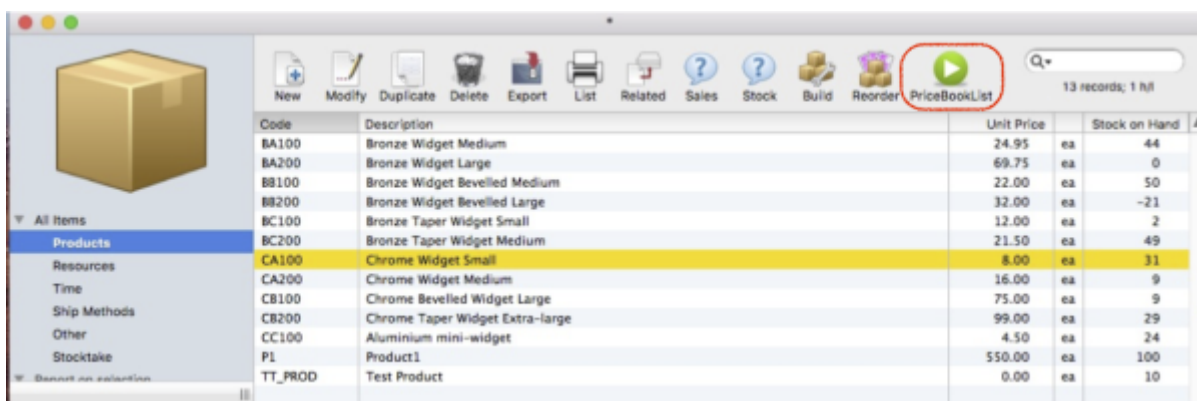
Requires: Moneyworks v8

What it does

This Moneyworks script allows you to record and use a set of prices for each product or a group of products for each of your customers or a group of customers. Prices can include price breaks for different quantities.

Setup and Installation

- Double-click the script supplied by Sustainable Solutions. Once it is installed, PriceBookList icon will be appear in toolbar of the Product table. To open Product table **Show>Product**



- If you have prices based on Customer group and Product group:
 - Record the customer group code in Name.Category4 field
 - Record the Product group code in the Product.Category1 field.

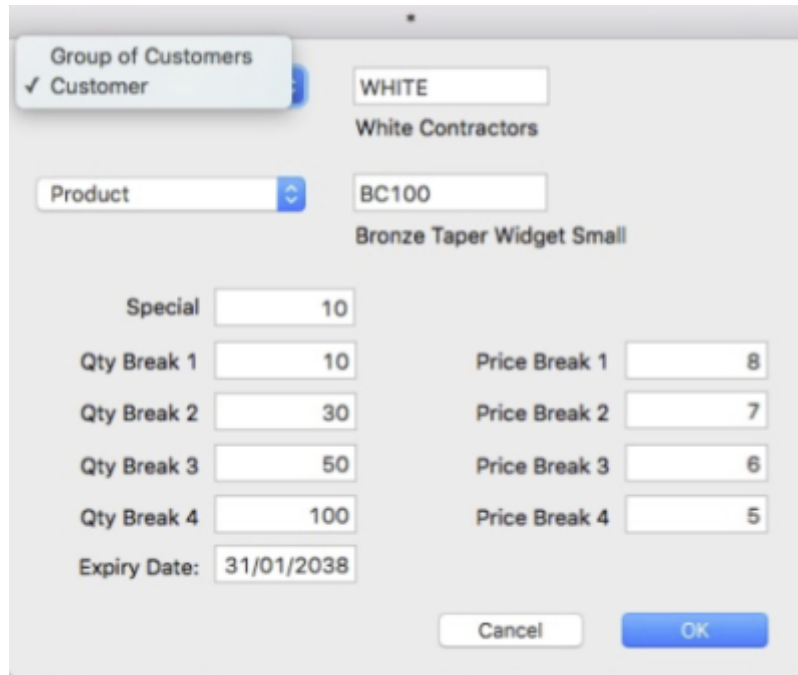
Viewing and Setting prices

1. Show the product list by choosing **Show > Products**
2. Click the **PriceBookList** button in the toolbar. You can see all the prices set for each customer/group of customers for a product/group of products in the list.



3.

4. Click the **New** button in the toolbar



5.

6. Select **Customer** for customer code and **Group of Customer** for customer group code.
7. Select **Product** for product code and **Group of Products** for a product group code.
8. You'll be alerted if you enter an invalid customer/product code.
9. You only have to fill in a **Special price**. Other fields are optional
10. If there is no expiry date for the special prices, enter a date well into the future (e.g. 1/1/50) else it will take default future date. You can't leave it blank.
11. You will get an alert if the record is already in the price book. You can choose to delete or edit or print the record.
12. Avoid using "Duplicate" option. This creates duplicated record but if you don't change the record(name and item), it will create same record in pricebook data. In that case, script will not update price from pricebook because of conflict.

Using special prices

- There is nothing special you have to do. When entering a sales order or Quotes or invoices, when you select a combination of customer and product that has special pricing, that pricing will be used. See the previous report example: customer "BSUPP" has a price of \$20 for the product BA100. The price is inserted automatically.

Sales Invoice *

Hold Make Recurring Setup

Debtor: BROWN
 Invoice #: 2134
 Order #:
 To: Brown Suppliers
 Description:
 User 1: User 2: User 3: 002 User 4:
 User 5: User 6: User 7: User 8:
 Amount: 138.00 Deposit

Period: Jan:2015/16 ends 31/01/2016
 Date: 31/01/2016 Price Code: A
 Due Date: 20/02/2016

Analysis: Salesperson:
 Colour: None Flag:

By Account By Item

Item	Qty	Description	Unit Price	per	Disc.%	Extension	TC	Job	Serial/Batch	Date	Location
CA200	10	Chrome Widget Medium	12.00	ea	0	120.00	G				

Total Cost of Goods: £68.48
 Total Margin: £51.52 / 43%

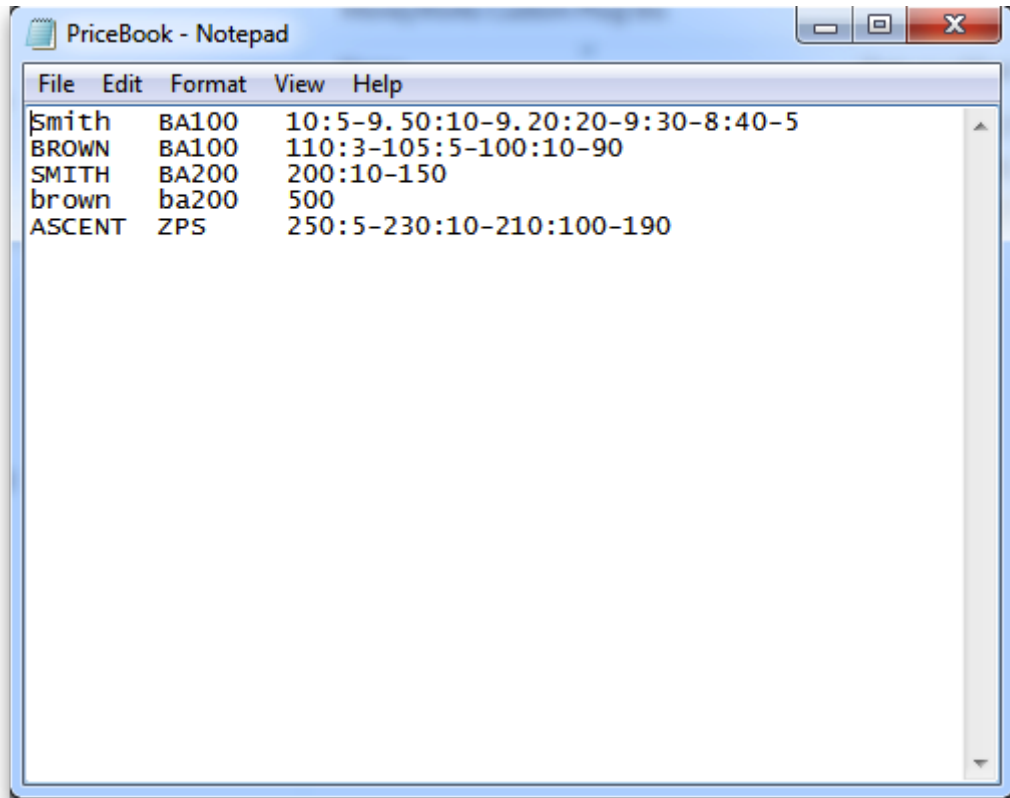
Subtot: 120.00
 GST: 18.00
 Total: 138.00

Prev Next Cancel OK

-
- If the quantity was increased to above a price break level, the price is updated to the relevant price you've specified.

Importing prices in bulk

- If you have a lot of prices to be uploaded into Moneyworks at once, you can import them from text file in following format.
- To import **Command>Import PriceBook**
- Select prices text file and click on **Open**
- Test file format
 - 4 columns separated by tabs (press the tab key, not the space bar)
 - customer/customer Group code
 - item/Item Group code
 - special price(s) for use when this product is supplied to this customer
 - Expiry Date. It can be blank, if there is no expiry data. Moneyworks will assign future date
 - Format of price breaks
 - a colon between qty-price pairs
 - a hyphen between qty and price
 - So in the example below the customer SMITH will pay for item BA100
 - \$10 if the quantity is less than 5
 - \$9.50 if the quantity is greater than or equal to 5
 - \$9.20 if the quantity is greater than or equal to 10
 - etc.



Important Caveats

If you change the product or name code of an item, the special pricing information will be lost. You will have to re-enter the information for any customer/item combinations that are affected.

Technical information

This script uses Moneyworks' user2 table to store information

Field	Data stored
Key	concatenated Name SequenceNumber/Name group Code plus product SequenceNumber/product group code
Text1	Name Code/Name group Code
Text2	Product Code/Product group Code
Text	The special price(s) of the item along with the price breaks in format special_price;pricebreak1-specialprice1;pricebreak2-specialprice2;etc
Date1	The expiry date of the price. Set to 1/1/2040 if you don't want the item to expire

From: <https://docs.sussol.net/> - **Sussol Docs**

Permanent link: https://docs.sussol.net/doku.php/moneyworks:pricebook_v4?rev=1605238614

Last update: **2020/11/13 03:36**

