

Per Customer Pricebook version 2

Requires: Moneyworks v7

What it does

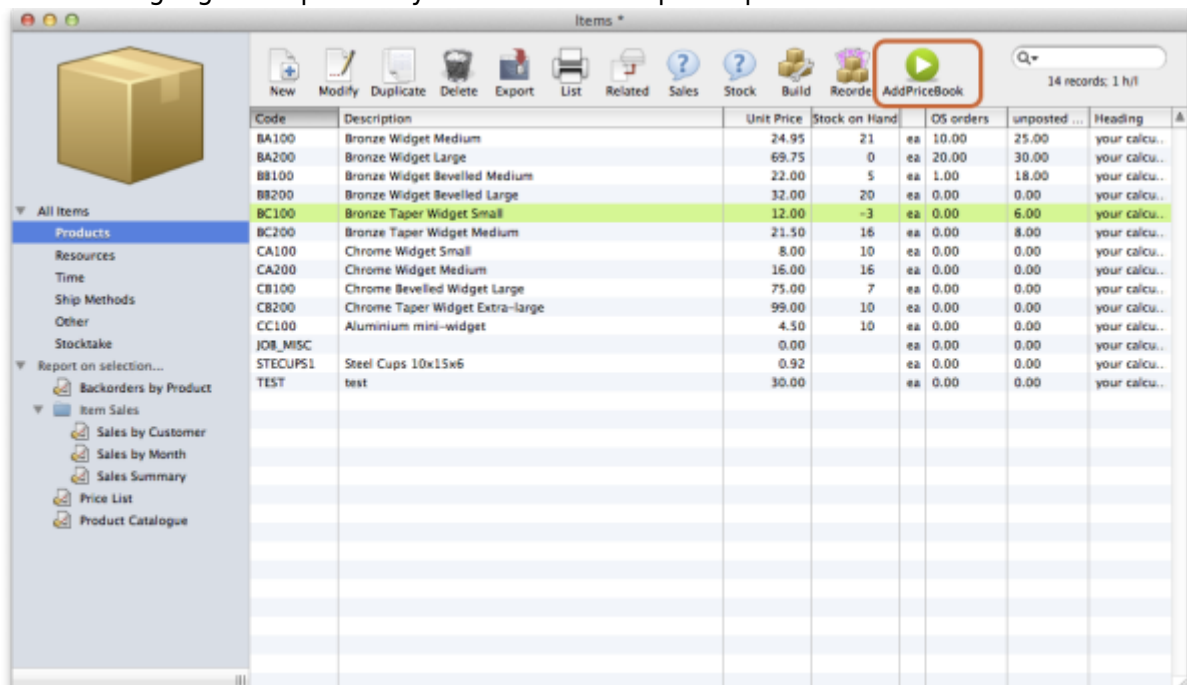
This Moneyworks script allows you to record and use a set of prices for each product for each of your customers. Prices can include price breaks for different quantities.

Installation

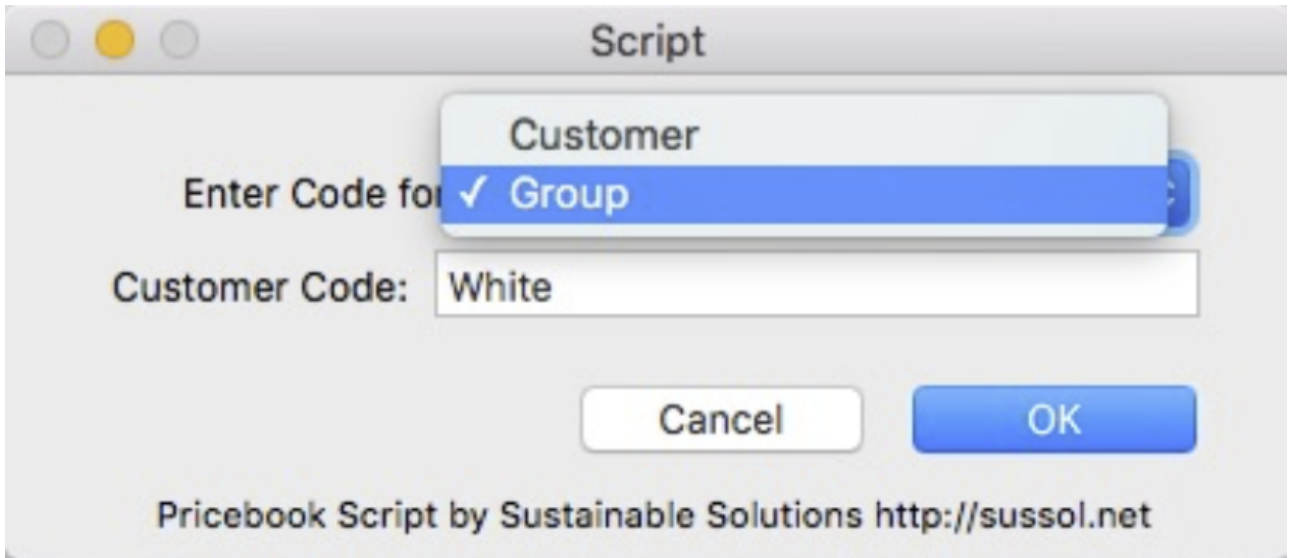
Double-click the script supplied by Sustainable Solutions. That's it. For viewing prices, you need to install the pricebook report we will supply you into the **reports** folder inside your **Moneyworks Custom Plug-ins** folder

Setting prices for a product

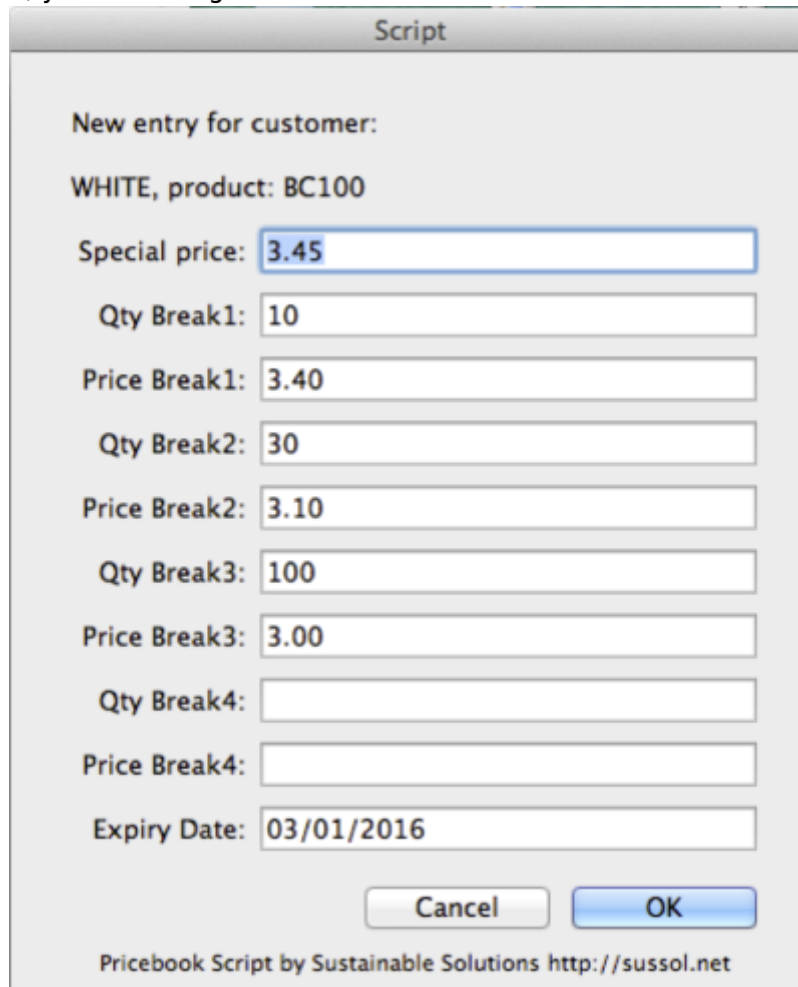
1. Show the product list by choosing **Show > Products**
2. Locate then highlight the product you wish to set a special price for



- 3.
4. Click the **Pricebook** button in the toolbar
5. You'll be asked to enter the customer code:



- 6.
- 7. You'll be alerted if you enter an invalid code, else if you enter a valid customer code and the values in the window are blank, you're adding a new product/customer combination. If values are already filled in, you're editing:



- 8.
 - 1. You only have to fill in a price. Other fields are optional
 - 2. If there is no expiry date for the special prices, enter a date well into the future (e.g. 1/1/50). You can't leave it blank.

Viewing prices

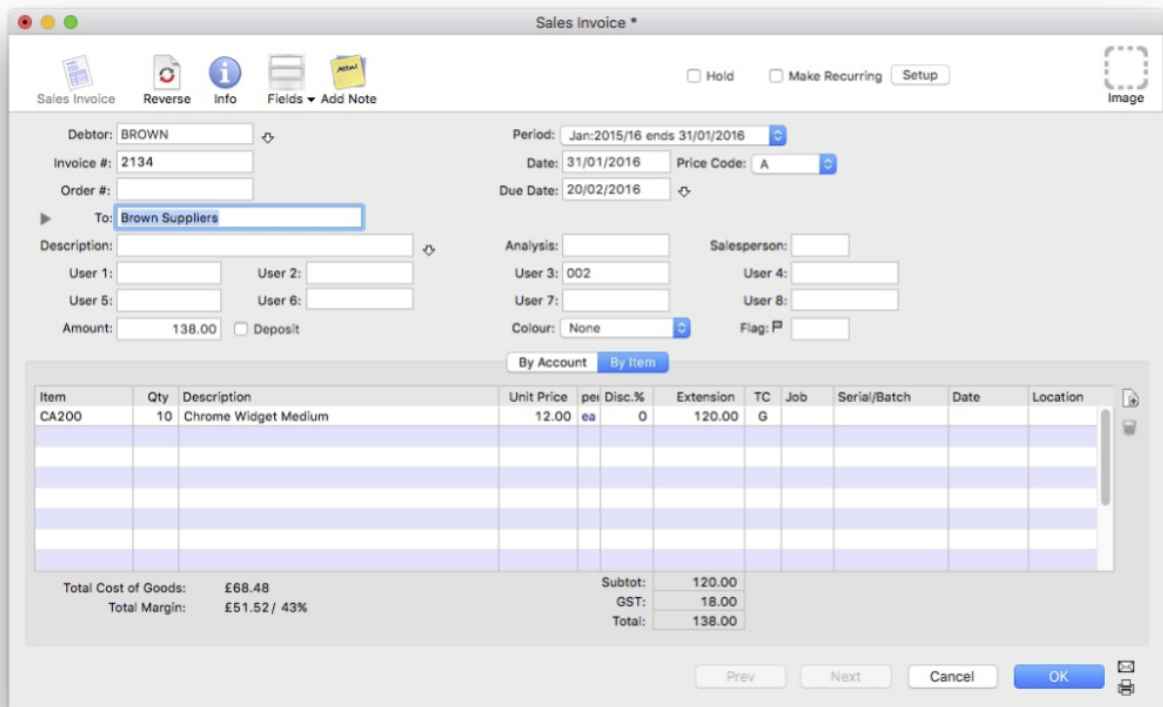
1. To view prices, choose **Pricebook Report** from the reports menu:

| Price Book | | | | | | | | | | | |
|---------------|--------------|---------------|------------|--------------|------------|--------------|------------|--------------|------------|--------------|----------|
| Customer Code | Product Code | Special Price | Qty Break1 | Price Break1 | Qty Break2 | Price Break2 | Qty Break3 | Price Break3 | Qty Break4 | Price Break4 | Exp Date |
| BSUPP | BA100 | 20 | 5 | 18 | 10 | 15 | 15 | 12 | 20 | 10 | 28/2/11 |
| BSUPP | BA200 | 60 | 10 | 58 | 20 | 55 | 30 | 50 | 40 | 40 | 31/12/13 |
| BROWN | BA200 | 65 | 5 | 60 | 10 | 50 | | | | | 30/11/10 |
| BROWN | BA100 | 25 | 3 | 22 | 5 | 20 | 10 | 15 | | | 31/12/10 |
| WHITE | BC100 | 22 | 2 | 20 | 5 | 15 | 10 | 9 | | | 1/3/16 |
| BROWN | BC100 | 3.45 | 10 | 3.40 | 30 | 3.10 | 100 | 3.00 | | | 1/3/16 |

2.

Using special prices

- There is nothing special you have to do. When entering a sales order or invoice, when you select a combination of custom and product that has special pricing, that pricing will be used. See the previous report example: customer "BSUPP" has a price of \$20 for the product BA100. The price is inserted automatically.



- If the quantity was increased to above a price break level, the price is updated to the relevant price you've specified.

Important Caveats

If you change the product or name code of an item, the special pricing information will be lost. You will have to re-enter the information for any customer/item combinations that are affected.

Technical information

This script uses Moneyworks' user2 table to store information

| Field | Data stored |
|--------|--|
| Key | concatenated product code plus name code |
| Float1 | the special price of the item. (Set to -1 if the record is no longer needed) |

From:
<http://docs.sussol.net/> - **Sussol Docs**

Permanent link:
http://docs.sussol.net/doku.php/moneyworks:per_customer_pricebook_v2?rev=1387839825

Last update: **2013/12/23 23:03**

