

Per Customer Pricebook version 2

Requires: Moneyworks v7

What it does

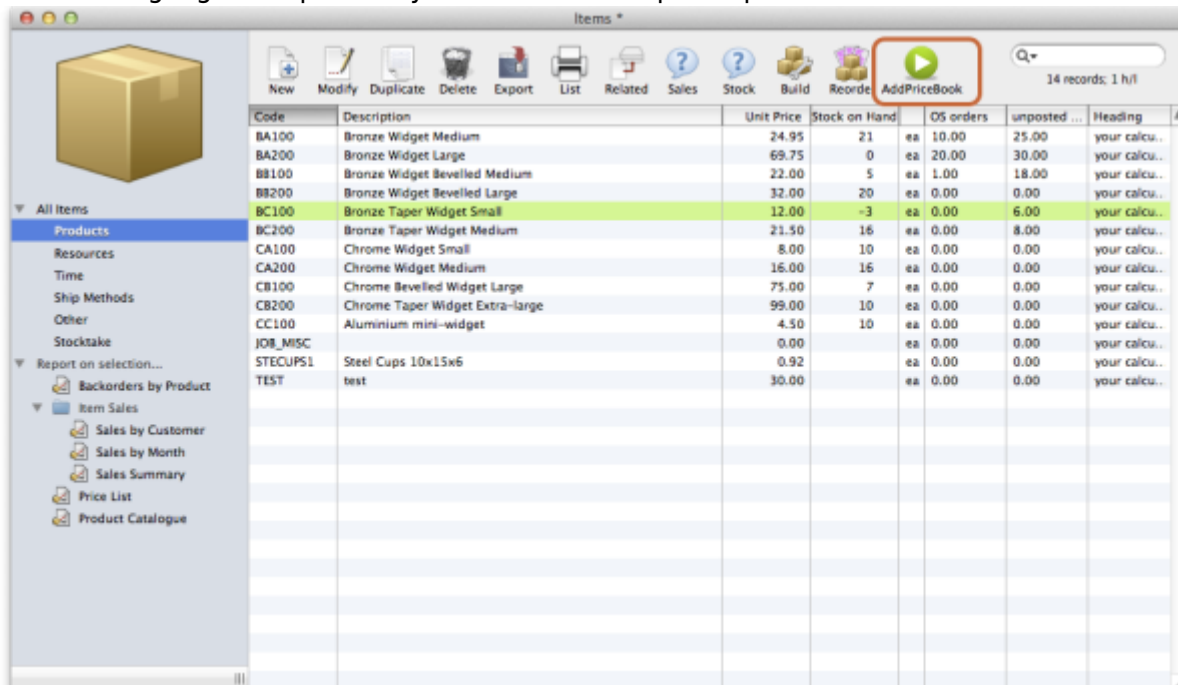
This Moneyworks script allows you to record and use a set of prices for each product for each of your customers. Prices can include price breaks for different quantities.

Installation

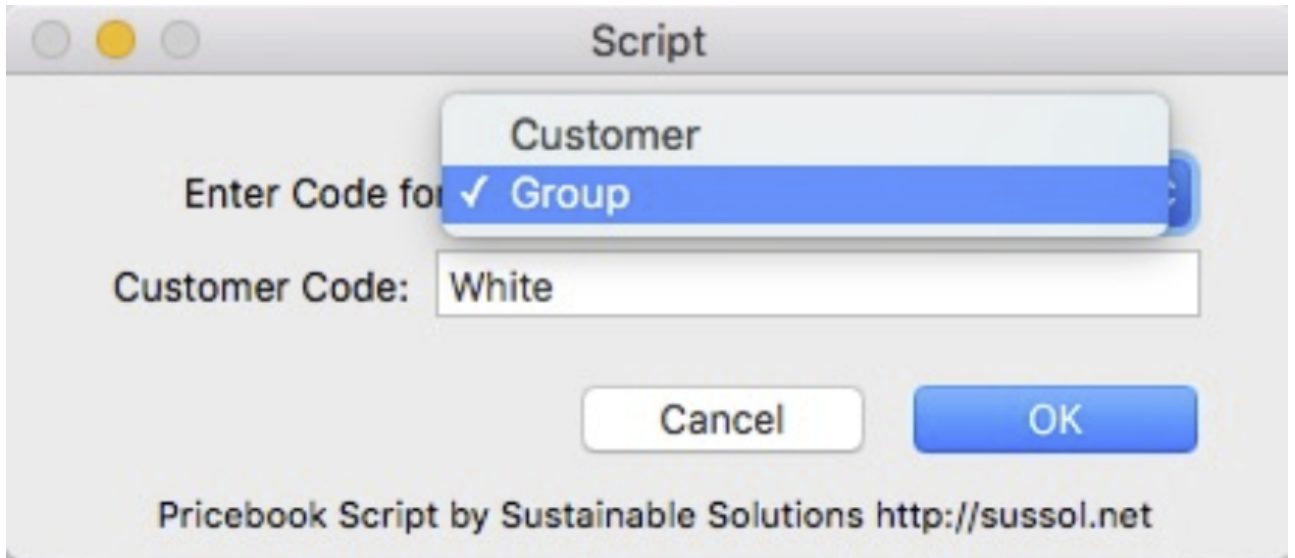
Double-click the script supplied by Sustainable Solutions. That's it. For viewing prices, you need to install the pricebook report we will supply you into the **reports** folder inside your **Moneyworks Custom Plug-ins** folder

Setting prices for a product

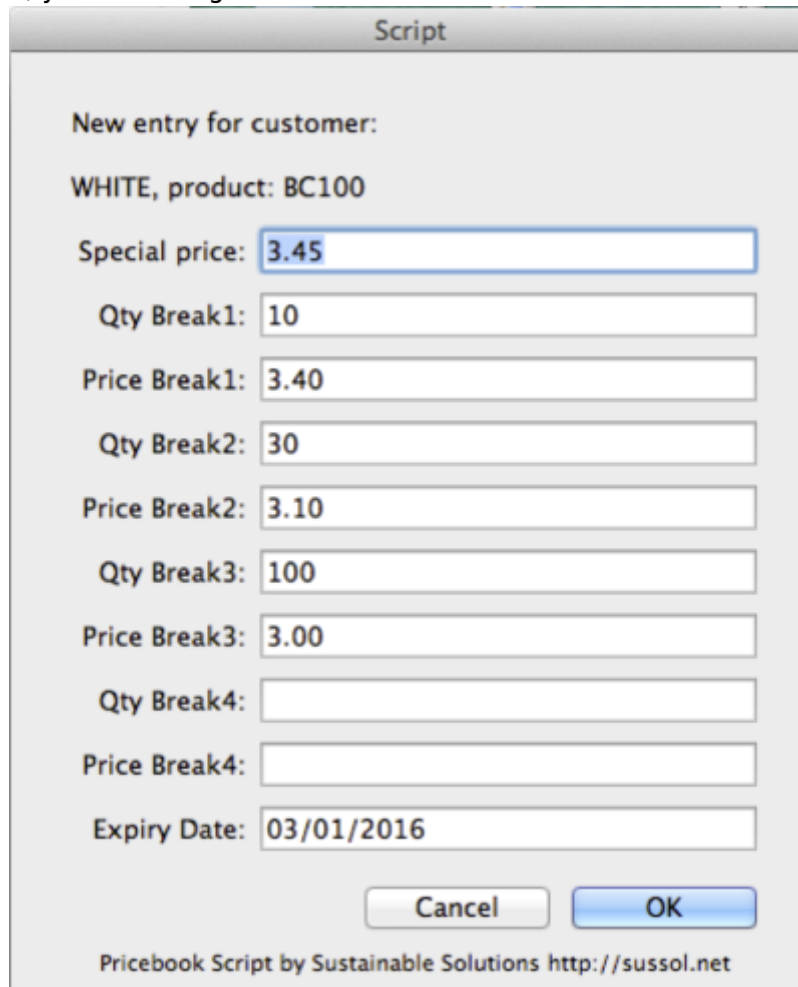
1. Show the product list by choosing **Show > Products**
2. Locate then highlight the product you wish to set a special price for



- 3.
4. Click the **Pricebook** button in the toolbar
5. You'll be asked to enter the customer code:



- 6.
- 7. You'll be alerted if you enter an invalid code, else if you enter a valid customer code and the values in the window are blank, you're adding a new product/customer combination. If values are already filled in, you're editing:



- 8.
 - 1. You only have to fill in a price. Other fields are optional
 - 2. If there is no expiry date for the special prices, enter a date well into the future (e.g. 1/1/50). You can't leave it blank.

Viewing prices

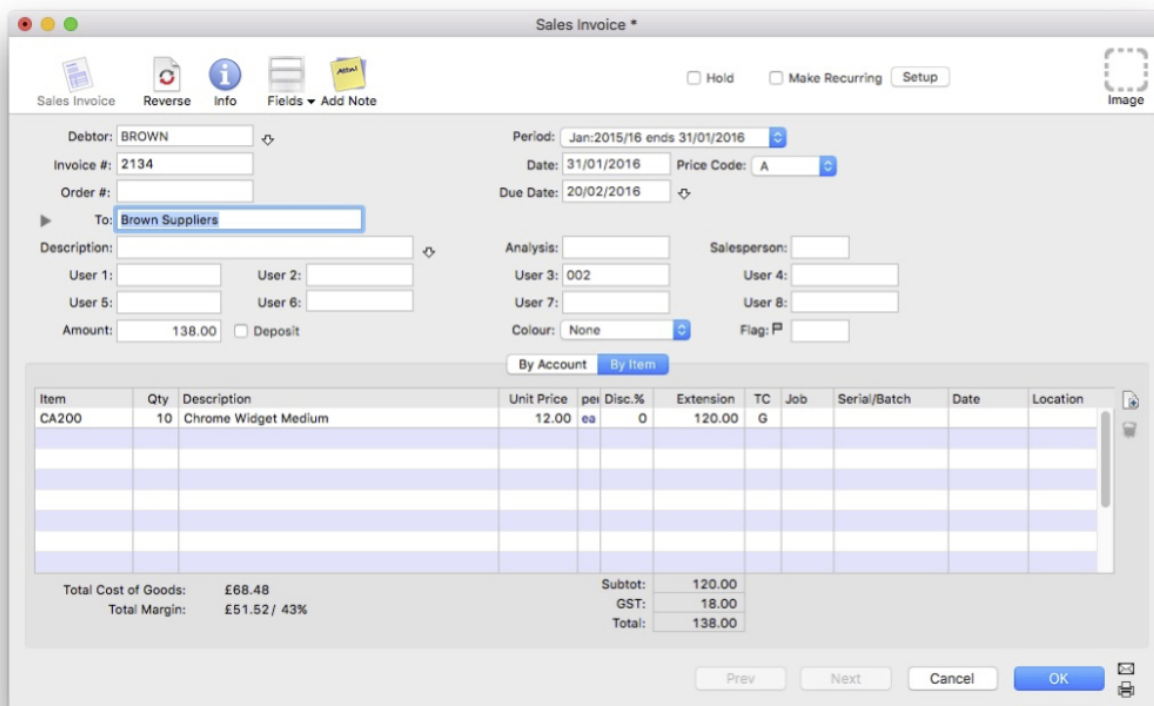
1. To view prices, choose **Pricebook Report** from the reports menu:

Price Book											
Customer Code	Product Code	Special Price	Qty Break1	Price Break1	Qty Break2	Price Break2	Qty Break3	Price Break3	Qty Break4	Price Break4	Exp Date
BSUPP	BA100	20	5	18	10	15	15	12	20	10	28/2/11
BSUPP	BA200	60	10	58	20	55	30	50	40	40	31/12/13
BROWN	BA200	65	5	60	10	50					30/11/10
BROWN	BA100	25	3	22	5	20	10	15			31/12/10
WHITE	BC100	22	2	20	5	15	10	9			1/3/16
BROWN	BC100	3.45	10	3.40	30	3.10	100	3.00			1/3/16

2.

Using special prices

- There is nothing special you have to do. When entering a sales order or invoice, when you select a combination of custom and product that has special pricing, that pricing will be used. See the previous report example: customer “BSUPP” has a price of \$20 for the product BA100. The price is inserted automatically.



- If the quantity was increased to above a price break level, the price is updated to the relevant price you've specified.

Technical information

This script uses Moneyworks' user2 table to store information

Field	Data stored
Key	concatenated product code plus name code
Float1	the special price of the item. (Set to -1 if the record is no longer needed)

From:
<http://docs.sussol.net/> - **Sussol Docs**

Permanent link:
http://docs.sussol.net/doku.php/moneyworks:per_customer_pricebook_v2?rev=1387839736

Last update: **2013/12/23 23:02**

